

## STANDARD & MINI *Steel-line* ROLLER DOORS AND BRICKWORK APERTURE SIZES

- *Steel-line* Roller Doors are specified by brickwork opening size
- There are two sizes of curtain edge guides
  - Series "A" 30mm Wide and for brickwork up to 9'6" (2896mm)
  - Series "AA" 50mm for Brickwork over 2897mm and Openings over 2438mm High

*Steel-line Mini Roller Door* – **MAXIMUM SIZE = 3048 x 2134mm (10'0" X 7'0")**

### HEADROOM

The minimum Headroom clearance between the bottom of the lintel and the ceiling will vary according to the door height required

#### For Standard Doors

For Doors up to 2438mm (8'0") High, 431mm (17") is required

For Doors from 2438mm (8'0") to 3048mm (10'0") High, 483mm (19") is required

#### For Mini Doors

For Doors up to 2134mm (7'0") High, 343mm (13 1/2") is required

The stated headroom for a given height is only required if the door roll is to be hidden from outside view. If the headroom is restricted it is possible to drop the curtain roll by up to 100mm, this will have a corresponding effect on the drive through height.

### AUTOMATING THE DOOR

When adding an side mounted operator to the curtain an addition amount of side room is required on one side

For a Standard *Steel-line* Roller door add an additional 30mm to the side room requirement on the side the operator will be fixed

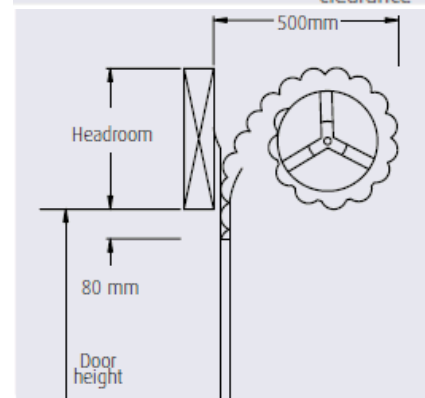
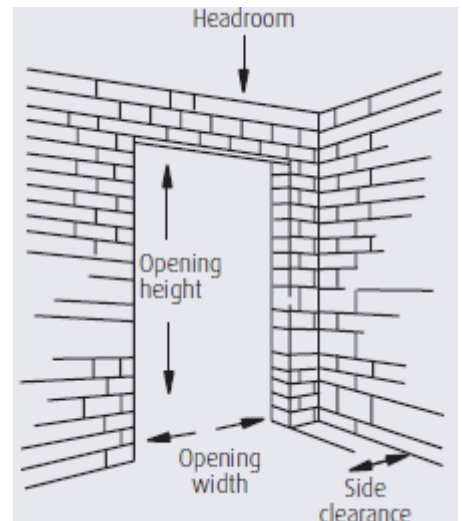
For a Mini *Steel-line* Roller door add an additional 75mm to the side room requirement on the side the operator will be fixed

### NOTES

- When the door is open the curtain roll extends back into the garage by 500mm for all door heights
- The bottom edge of the curtain is expected to hang down below the lintel by 80mm in normal Conditions, IE the drive through height will be 80mm less than the aperture height

## Minimum Clearances – Width

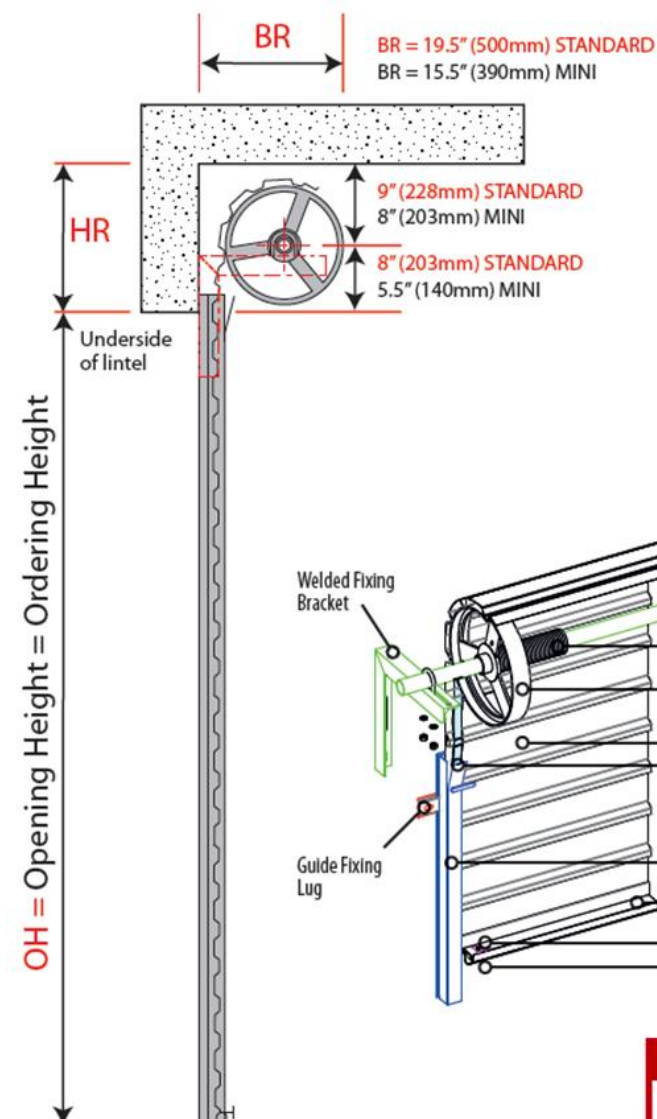
Brickwork Opening Width (BWO) :Daylight Opening;	Curtain Width (mm)	Total Width including fixing brackets "A" = BWO + (2 x 95)mm "AA" = BWO + (2 x 115)mm
1219mm (4'0")	1270	1460
1829mm (6'0")	1880	2070
2134mm (7'0")	2185	2375
2286mm (7'6")	2335	2525
2438mm (8'0")	2488	2678
2743mm (9'0")	2793	2983
2869mm (9'6")	2919	3109
3048mm (10'0")	3148	<b>3378</b>
3353mm (11'0")	3453	<b>3683</b>
3658mm (12'0")	3758	<b>3988</b>
4267mm (14'0")	4367	<b>4597</b>
5000mm (16'5")	5100	<b>5330</b>



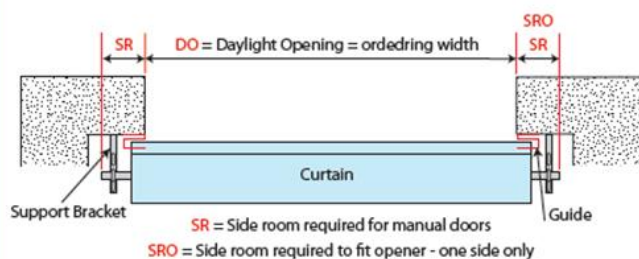
info@garagedoordirect.uk  
www.garagedoordirect.uk  
T 0800 009 3161  
September 2023



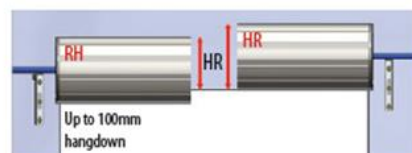
# STEEL-LINE ROLLER DOORS



## Behind Reveal Fix



## Reduced Headroom Option (RH)

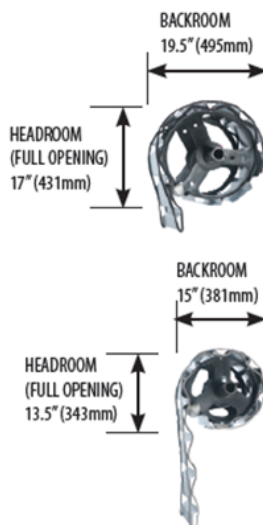


If headroom is restricted the door can be installed projecting into the opening reducing drive through height by up to 100mm.

DuraRoll Standard up to 8'0" (2438mm) high  
HR = 17" (431mm) can be reduced to RH = 13" (331mm)  
DuraRoll Standard over 8'0" (2438mm) high  
HR = 19" (483mm) can be reduced to RH = 15" (383mm)  
DuraRoll Mini  
HR = 13.5" (343mm) can be reduced to RH = 9.5" (243mm)

## Guides

30mm guides are supplied on doors up to 9'6" (2896mm) wide x 8'0" (2438mm) high  
50mm guides are supplied on doors over 9'6" (2896mm) wide and over 8'0" (2438mm) high



### Standard DuraRoll - standard brackets 30mm guides

HEADROOM	SIDEROOM WITHOUT OPENER	SIDEROOM WITH OPENER	BACKROOM
HR	SR	SRO	BR
17" (431mm)	3.75" (95mm)	5" (125mm)	19.5" (495mm)

On doors 8'-10' high a minimum of 19" (483mm) headroom is required.  
Doors with 50mm guides require an additional 20mm sideroom.

### Standard DuraRoll - notched brackets 30mm guides

HEADROOM	SIDEROOM WITHOUT OPENER	SIDEROOM WITH OPENER	BACKROOM
HR	SR	SRO	BR
17" (431mm)	3.00" (76mm)	5" (125mm)	19.5" (495mm)

On doors 8'-10' high a minimum of 19" (483mm) headroom is required.  
Doors with 50mm guides require an additional 20mm sideroom.

### Mini DuraRoll - standard brackets 30mm guides

HEADROOM	SIDEROOM WITHOUT OPENER	SIDEROOM WITH OPENER	BACKROOM
HR	SR	SRO	BR
13.5" (343mm)	3.75" (95mm)	6.75" (170mm)	15" (381mm)

DuraRoll Mini Roller is available up to 10' x 7' (3048 x 2134mm).  
Doors with 50mm guides require an additional 20mm sideroom.

### Mini DuraRoll - notched brackets 30mm guides

HEADROOM	SIDEROOM WITHOUT OPENER	SIDEROOM WITH OPENER	BACKROOM
HR	SR	SRO	BR
13.5" (343mm)	3.00" (76mm)	6.75" (170mm)	15" (381mm)

DuraRoll Mini Roller is available up to 10' x 7' (3048 x 2134mm).  
Doors with 50mm guides require an additional 20mm sideroom.



info@garagedoordirect.uk  
www.garagedoordirect.uk  
T 0800 009 3161  
September 2023

